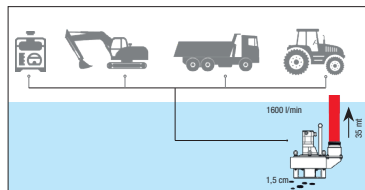
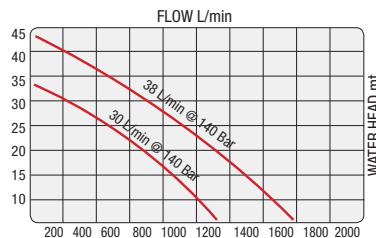



# WATER PUMPS

## WP 25

Hydraulic Pumps For Clear And Moderatly Muddy Waters

mouth 3"



**WP 25** is a professional hydraulic submersible pump designed for pumping clear water, excavation water or moderately muddy fluids, it can pump solid particles in suspension with dimensions up to 2 cm. High performances: 1.600 L/min flow rate and water head up to 45 meters. The hydraulic pumping operation guaranteed maximum safety for the field operators that can work with their feet immersed in the same water in which the pump is operating. **WP 25** is ideal for maintenance work on urban networks, pumping large volumes of water, flooding, civil protection and forest fire protection services and road works in general.



- *Extremely robust and reliable, minimal maintenance requirements, can run dry without damaging it*
- *The pump housing can be open in few minutes without tools for inspection of the impeller and the pumping chamber*
- *Can be operated by small power packs or by the hydraulic circuit of mini excavators, vans, tractors, work vehicles, etc*
- *The perforated round base allows pumping in just few cm deep of water, ideal in basements and tunnel floors*
- *Hydraulic motor equipped with a one-way valve that prevents accidental oil leaks in the wrong port*
- *Available with "Viton" seals for pumping of high temperature fluids*

TECHNICAL CHARACTERISTICS	WP 25
Discharge mouth	3" bsp female
Dimension LxH (mm)	300x300
Weight	13 KG
Flow	1600 l/min
Water head	45 mt max
Pumpable solids	1,5 cm
Impeller type	open centrifugal
Pump body material	hard aluminum alloy
Impeller material	chromium cast iron
Motor type	gears group 2
Oil flow	15 - 38 l/min
Ideal flow	30 l/min
Oil pressure	100 - 210 bar
Backpressure	17 bar max